



**Stellar Phoenix SQL Recovery**

**V1.5**

***Installation Guide***



## **Contents**

Overview .....	3
Minimum System Requirements .....	4
Steps to install/Uninstall the software.....	5-8
How to order and activate .....	9
Using the software .....	17
Legal Notices .....	18
Technical Support .....	21
About Stellar .....	22

**What is Stellar phoenix SQL Recovery**

**Stellar Phoenix SQL Recovery** software is an easy to use application designed for corrupted Microsoft SQL (.mdf) files. Conscious about the users' availability of time and data we have managed the software for its easy use. Stellar Phoenix SQL Recovery is designed to recover and repair corrupted Microsoft SQL Database File. The MS SQL repair application restores damaged .mdf files for instance of virus attack, unexpected system shutdown, media read error and so on.

**Stellar Phoenix SQL Recovery** uses powerful algorithms, which performs complete and thorough scan of SQL file so as to recover as much data as possible. The software never deletes or modifies original data and even heavily damaged files can be optimally repaired and restored. Microsoft SQL server system is a full-fledged relational database management system (RDBMS) that offers the user an exclusive variety of a number of administrative tools and thus ease the burdens of database development, maintenance and administration. Stellar Phoenix SQL Recovery recovers and restores the (.mdf) corrupted files for the further use in a safe and non-destructive manner.

**Key Features:**

- Recovers Tables, Views and Rules.
- Retrieve Stored Procedure.
- Recovers Defaults.
- Recovers User Defined Functions and User Defined Data Types.
- Restore Triggers.



## **Minimum System Requirements**

**SQL Server:** 2000, 2005

**Operating system:** Windows 2000/2003/XP/Vista

**Ram:** 256 MB minimum (512 MB recommended)  
512 MB minimum (1 GB recommended)

**Hard Disk:** : At least 10 MB of free disk space

### **Note:**

- To know the Operating System, Processor type, and RAM, right-click *My Computer* and click *Properties*.
  
- To find out the available space on a logical drive, right click that drive icon in *My Computer* and click *Properties*.



## Steps to install / uninstall Stellar Phoenix SQL Recovery

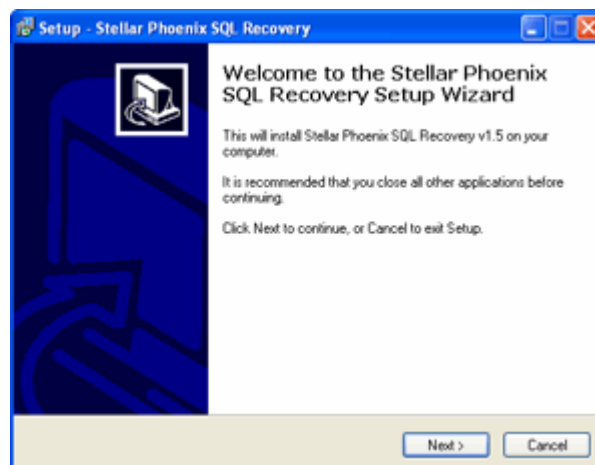
- Before beginning installation, quit all other programs, including anti-virus programs, as they might interfere with the installation process.
- Ensure that the software is installed to a user account with local administrative rights.

Follow these steps to launch Stellar Phoenix SQL Recovery

- The installation process should start automatically on inserting the disc in its drive. If it does not, run *ssr.exe* from the software disc. If the software has been downloaded from the Internet, navigate to the location where the files have been downloaded and run *ssr.exe* from there.
- Carefully read and follow the instructions as displayed by the setup program window. The program will install the software and create a shortcut icon on the desktop or the taskbar (optional), it will also create an entry in the Programs group menu and another in the *Add/Remove Programs* group for software removal as default.

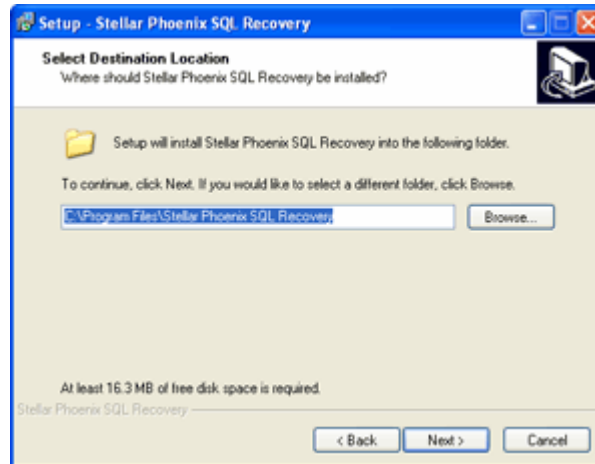
The default path for software installation is **C:\Program Files\Stellar Phoenix SQL Recovery\**

### Step 1

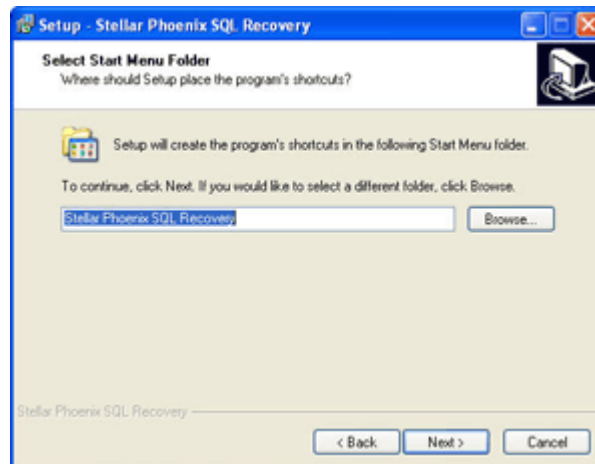




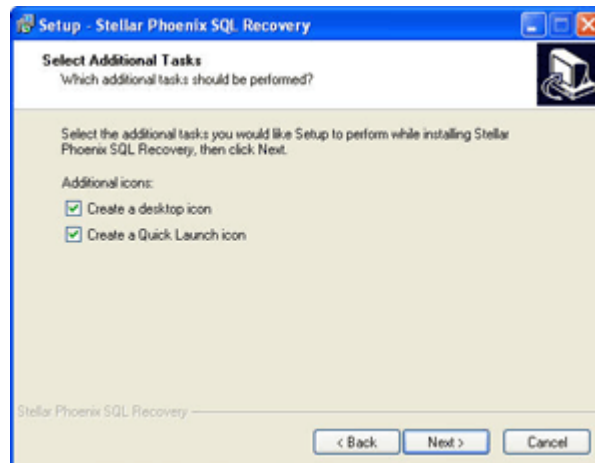
**Step 2**



**Step 3**

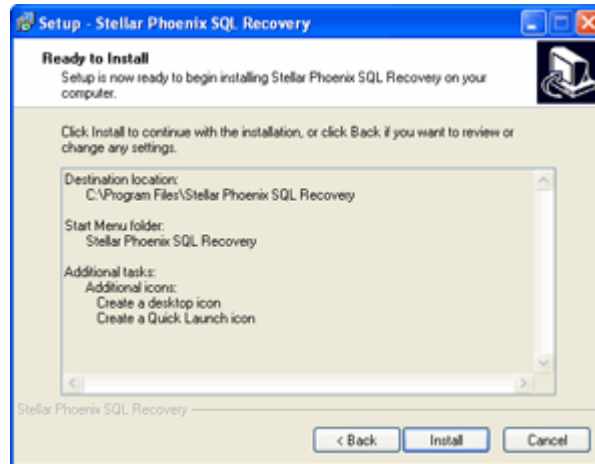


**Step 4**

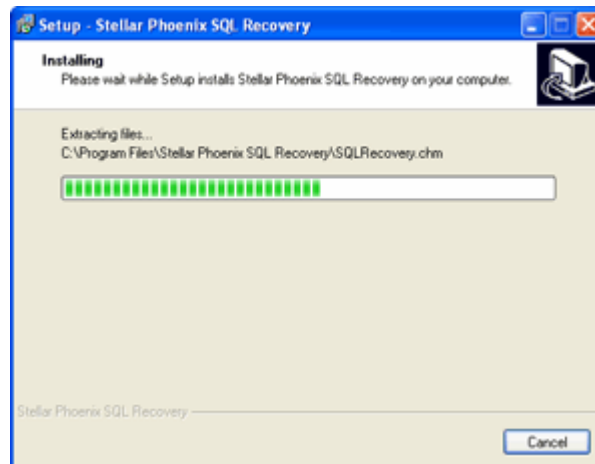




**Step 5**



**Step 6**



**Step 7**



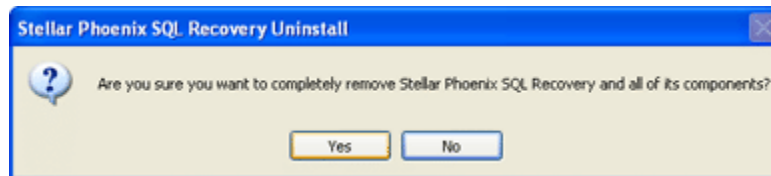


## Uninstalling the software

*Stellar Phoenix SQL Recovery* can be removed either by using **Uninstall Stellar Phoenix SQL Recovery** program in the software or from **Add/Remove Programs** in the Control Panel.

- To run the *Uninstall* program, click *Start->Programs->Stellar Phoenix SQL Recovery->Uninstall Stellar Phoenix SQL Recovery*. Follow the instructions as directed by the uninstall program. The program will completely remove the software, including registry entries.
- The *Uninstall* program in the software may also be run from the *Add/Remove Programs* list in *Control Panel*. To open Control Panel window click *Control Panel* from the *Start* menu, or double-click the *Control Panel* icon in *My Computer*. In Control Panel, double-click *Add/Remove Programs*. Select the Stellar Phoenix SQL Recovery entry from the displayed list and click *Change/Remove*. Follow the instructions as directed by the uninstall program. The program will completely remove the software, including registry entries.

### Step 1



### Step 2







## Order and Activation

The software can be purchased online. To place the order and price details, please visit <http://www.mssqldataserecovery.com/buy-now.php>.

Once the order is confirmed, a pre-paid serial # will be sent through e-mail, which would be required for the activation of the software.



## Activate Stellar Phoenix SQL Recovery

### Note:

1. If the software is downloaded from <http://www.mssqldataserecovery.com/buy-now.php> (i.e., *ESD version*), for the full functionality, the product must be activated using **Serial Key** (received through email after purchasing the product).
2. If the software is installed using the product installation CD (i.e., *BOX version*) **hardware lock**, is mandatory for the functioning of the software which is available with the software kit.

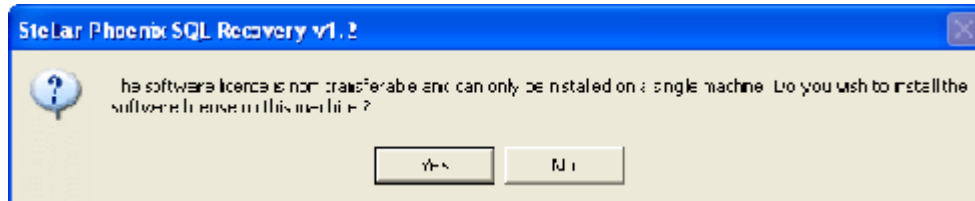


## Stellar Phoenix Instant Activation over Internet

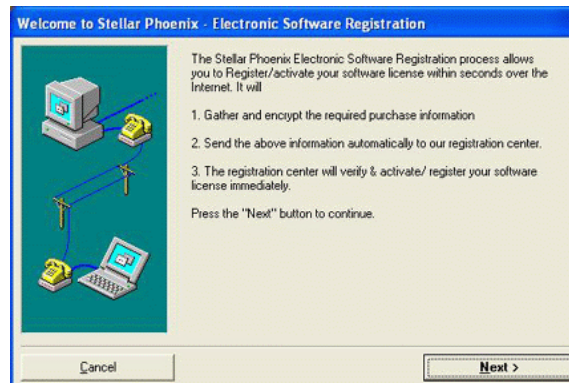
The product can be activated instantly over the Internet after purchasing the serial key through e-mail.

To activate the software,

- Click *Activation* -> *Activate Online* in the menu bar, the following window appear.



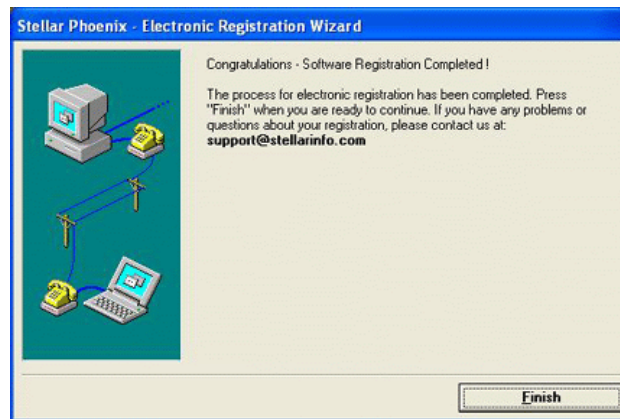
- Click **Yes**, the software checks for the Internet connection. Once it is connected, software registration wizard will appear.



- Click **Next**, to continue further with the registration process.
- In the window that appears, type the *Serial number* (received through email after purchasing the product) in the text box.
- Click **Next** to continue. The software would automatically communicate with registration server and would activate the software, as shown below.

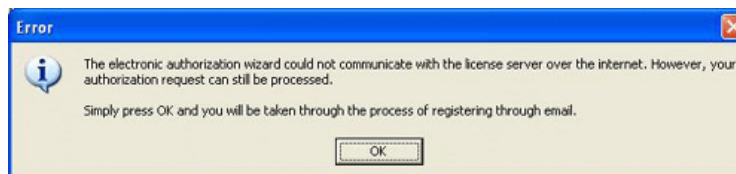


➤ In the next window that appears, click **Finish** to complete the Activation Process.



## Stellar Phoenix Activation using Email

While activating the product over Internet, if the software could not communicate with the server, an error message as shown below will popup. Click **OK**, for registering through email.



➤ The registration wizard for sending the authorization request will appear (shown below), as soon as **OK** is clicked.



- Leave the option unchecked and click **Next** to continue.
- Type the e-mail address in the text box to which the unlocking code has to be sent. Click **Next** to continue.

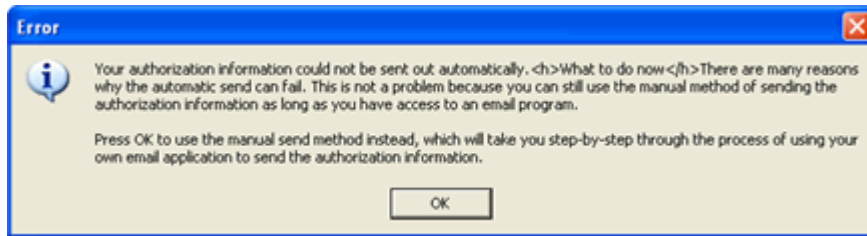


- The email address verification window will appear. Click **Yes**, if email address is correct.

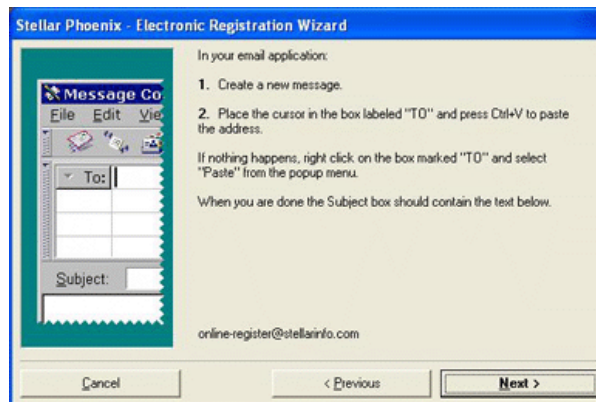
The software automatically launches the default email client, and sends an email containing the unique site code with registration request to the registration server.

If the registration wizard could not launch the default email client, following messages will appear.

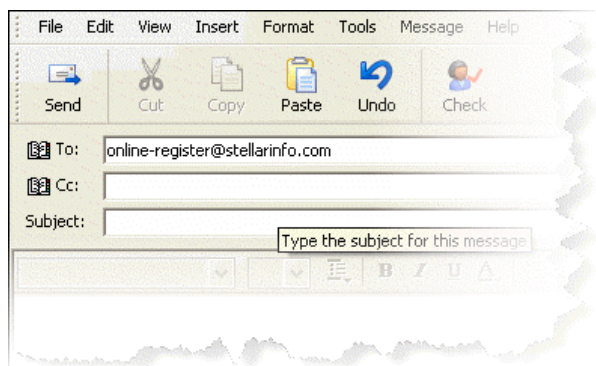




- Click **OK**, to continue the process manually.
- The window shown below appears.

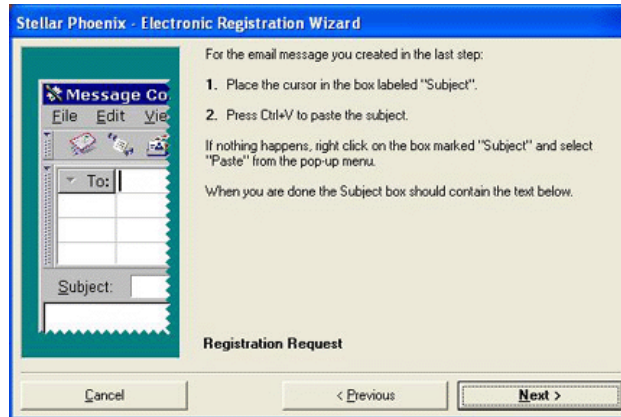


- Open the email client (like Outlook Express, MS outlook, Eudora etc) and create a new message.
- Place the cursor in the box labeled *TO* and press CTRL+V to paste address. If it does not work, right click on the *TO* box and select paste from the popup menu. The *TO* box will contain the address.

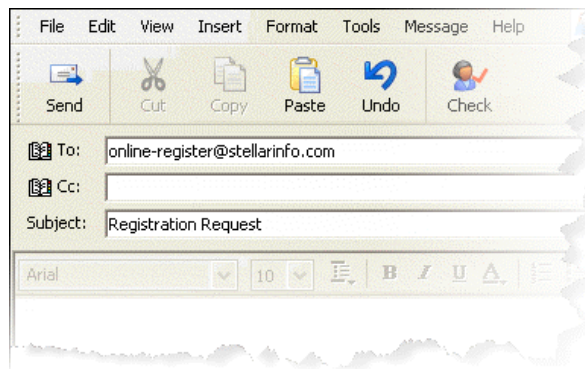




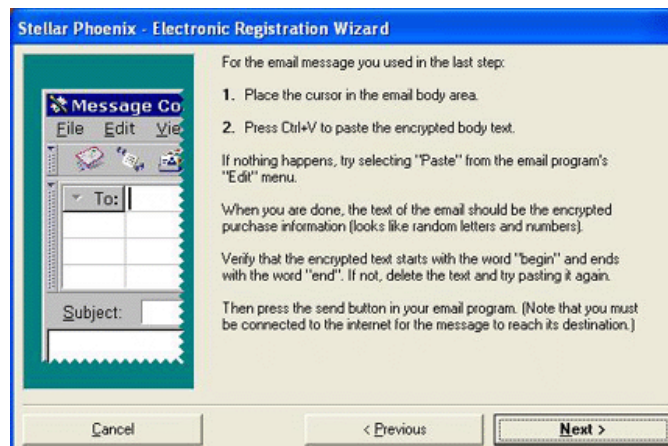
➤ Click **Next**, following window will appear.

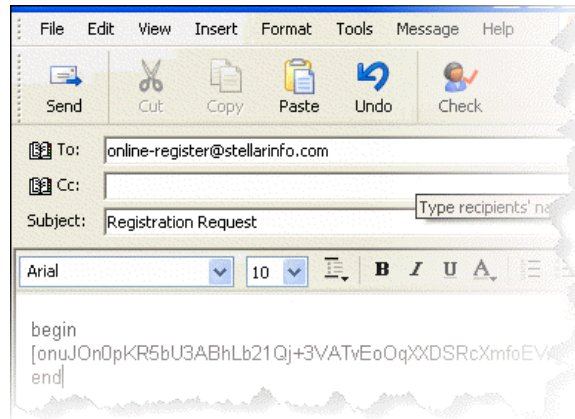


➤ Now place the cursor in the box labeled *Subject* in the same message window and paste (method same as above) the text. The *Subject* box will contain the text.



➤ Click **Next**, do the same process mentioned to paste the encrypted text content in the body of the message.





➤ Click **Next** to finish the procedure and send the email.



**Make sure the content of the email sent for automatic authorization have the details as mentioned above. If they are incorrect, the server will reject the mail registration request.**

If the process is successful, following window will appear.



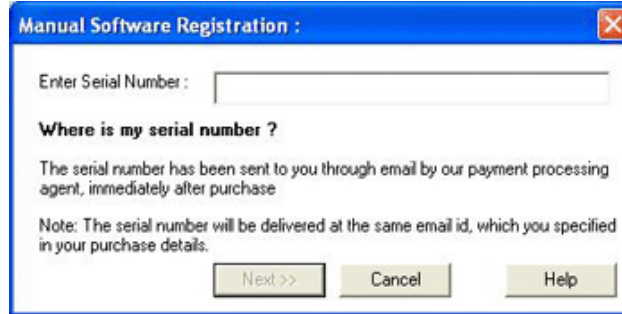
After processing the email, registration server would send an email containing unlocking code/site-key.

**Note:**

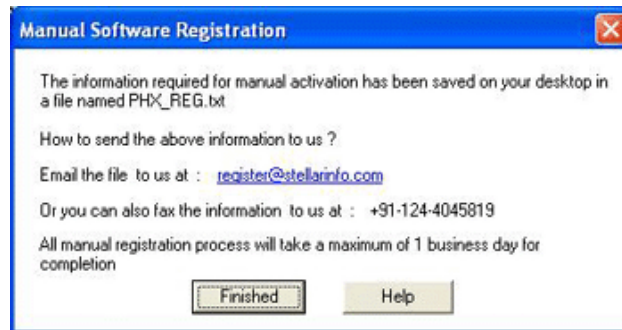
In case wizard is not able to launch the default email client, it automatically shifts to the manual process for sending the activation authorization request.

**Activation without Internet**

➤ If the product is activated without Internet connection, following window pops up. Enter the *Serial Number (received through email)* and click **Next**.



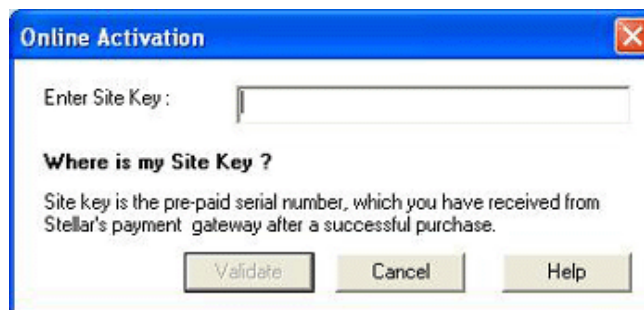
➤ The following window is displayed. Click **Finished** to complete the manual registration.



Manual registration is complete, software would create a *PHX\_REG.txt* file on the desktop. This file has to be mailed to [register@stellarinfo.com](mailto:register@stellarinfo.com). After verifying the details, the unlocking code/site key is sent through email.

**To activate the product manually** (after receiving the site-key):

- Click *Activation -> Manual Registration* in the menu bar.
- The following window is displayed. Enter the *Site Key* and click *Validate* to activate the software.







**Note:**

All Manual registration process will take maximum of one business day for completion.

**Using the Software**

Stellar Phoenix SQL Recovery software repairs and restores .mdf files corrupted due to virus attack, software malfunctioning or unexpected system shut down. The powerful algorithms used in the software will examine the damaged files. Eventually, repair and retrieve all the contents back to its original state and successfully restore them to a safe location.

**Note:**

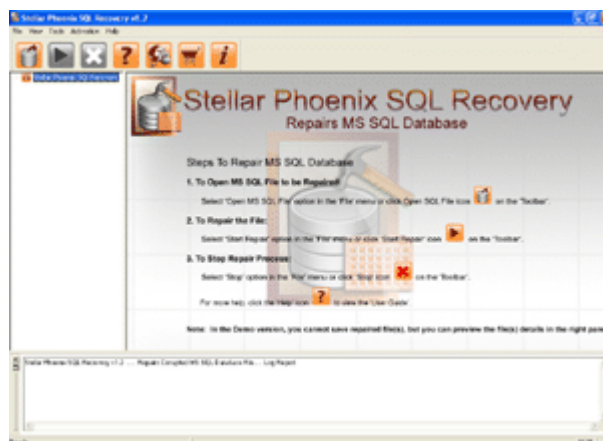
To start repairing process close the SQL server and copy .mdf file to another location. After copying the file, start the SQL server again.

The corrupted .mdf files can be recovered using the following **steps:**

- [Select Corrupted .mdf File](#)

Moreover, Stellar Phoenix SQL Recovery provides a preview to the corrupted file, and thus helps the user to evaluate over the file which has to be repaired.

To start repairing files click **Start Repair** from File menu or from Toolbar





## **Copyright**

Stellar Phoenix SQL Recovery software, accompanied user manual and documentation are copyright of Stellar Information Systems Ltd, with all rights reserved. Under the copyright laws, this user manual cannot be reproduced in any form without the prior written permission of Stellar Information Systems Ltd. No Patent Liability is assumed, however, with respect to the use of the information contained herein.

**© 1995 - 2008 Stellar Information Systems Ltd. All rights reserved.**

## **Disclaimer**

The Information contained in this manual, including but not limited to any product specifications, is subject to change without notice.

**STELLAR INFORMATION SYSTEMS LTD PROVIDES NO WARRANTY WITH REGARD TO THIS MANUAL OR ANY OTHER INFORMATION CONTAINED HEREIN AND HEREBY EXPRESSLY DISCLAIMS ANY IMPLIED WARRANTIES OF MERCHANTABILITY OR FITNESS FOR ANY PARTICULAR PURPOSE WITH REGARD TO ANY OF THE FOREGOING STELLAR INFORMATION SYSTEMS LTD ASSUMES NO LIABILITY FOR ANY DAMAGES INCURRED DIRECTLY OR INDIRECTLY FROM ANY TECHNICAL OR TYPOGRAPHICAL ERRORS OR OMISSIONS CONTAINED HEREIN OR FOR DISCREPANCIES BETWEEN THE PRODUCT AND THE MANUAL. IN NO EVENT SHALL STELLAR INFORMATION SYSTEMS LTD, BE LIABLE FOR ANY INCIDENTAL, CONSEQUENTIAL SPECIAL, OR EXEMPLARY DAMAGES, WHETHER BASED ON TORT, CONTRACT OR OTHERWISE, ARISING OUT OF OR IN CONNECTION WITH THIS MANUAL OR ANY OTHER INFORMATION CONTAINED HEREIN OR THE USE THEREOF.**

## **Trademarks**

Stellar Phoenix SQL Recovery® is a registered trademark of Stellar Information Systems Ltd.

Windows 95®, Windows 98®, Windows Me®, Windows NT®, Windows 2000® and Windows XP® are registered trademarks of Microsoft Corporation.

All other brand and product names are trademarks or registered trademarks of their respective companies.

## **License Agreement**



**Stellar phoenix SQL Recovery Copyright © 1995-2008 by Stellar Information Systems Ltd.**

All rights reserved.

This license applies to the standard-licensed version of Stellar Phoenix SQL Recovery.

Stellar phoenix SQL Recovery License

Stellar Information Systems Ltd.

### **Your Agreement to this License**

You should carefully read the following terms and conditions before using, installing or distributing this software, unless you have a different license agreement signed by Stellar Information Systems Ltd.

If you do not agree to all of the terms and conditions of this License, then: do not copy, install, distribute or use any copy of Stellar Phoenix SQL Recovery with which this License is included, you may return the complete package unused without requesting an activation key, within 30 days after purchase, for a full refund of your payment.

The terms and conditions of this License describe the permitted use and users of each Licensed Copy of Stellar Phoenix SQL Recovery. For purposes of this License, if you have a valid single-copy license, you have the right to use a single Licensed Copy of Stellar Phoenix SQL Recovery; if you or your organization has a valid multi-user license, then you or your organization have - has the right to use up to a number of Licensed Copies of Stellar Phoenix SQL Recovery equal to the number of copies indicated in the documents issued by Stellar when granting the license.

### **Scope of License**

Each Licensed Copy of Stellar Phoenix SQL Recovery may either be used by a single person or used non-simultaneously by multiple people who use the software personally installed on a single workstation. This is not a concurrent use license.

All rights of any kind in Stellar Phoenix SQL Recovery, which are not expressly granted in this License, are entirely and exclusively reserved to and by Stellar Information Systems Ltd. You may not rent, lease, modify, translate, reverse engineer, decompiled, disassemble, or create derivative works based on, Stellar Phoenix SQL Recovery, nor permit anyone else to do so. You may not make access to Stellar Phoenix SQL Recovery available to others in connection with a service bureau, application service provider, or similar business, nor permit anyone else to do so.



**Warranty Disclaimers and Liability Limitations**

Stellar Phoenix SQL Recovery, and any and all accompanying software, files, data and materials, are distributed and provided AS IS and with no warranties of any kind, whether expressed or implied. In particular, there is no warranty for the quality of data recovered. You acknowledge that good data processing procedure dictates that any program, including Stellar Phoenix SQL Recovery, must be thoroughly tested with non-critical data before there is any reliance on it, and you hereby assume the entire risk of all use of the copies of Stellar Phoenix SQL Recovery covered by this License. This disclaimer of warranty constitutes an essential part of this License.

In addition, in no event does Stellar authorize you or anyone else to use Stellar Phoenix SQL Recovery in applications or systems where Stellar Phoenix SQL Recovery's failure to perform can reasonably be expected to result in a significant physical injury, or in loss of life. Any such use is entirely at your own risk, and you agree to hold Stellar harmless from any and all claims or losses relating to such unauthorized use.

**General**

This License is the complete statement of the agreement between the parties on the subject matter, and merges and supersedes all other or prior understandings, purchase orders, agreements and arrangements. This License shall be governed by the laws of the State of Delhi. Exclusive jurisdiction and venue for all matters relating to this License shall be in courts and fora located in the State of Delhi, INDIA and you consent to such jurisdiction and venue. There are no third party beneficiaries of any promises, obligations or representations made by Stellar herein. Any waiver by Stellar of any violation of this License by you shall not constitute, nor contribute to, a waiver by Stellar of any other or future violation of the same provision, or any other provision, of this License.

**Copyright © 1995-2008 by Stellar Information Systems Ltd. All rights reserved.**

**Technical Support:**



Our Technical Support professionals will give solutions for all your queries related to stellar products, visit [www.stellarinfo.com/support](http://www.stellarinfo.com/support)

**Tele Support (*English only*):**

**24 Hrs.** a day **Monday – Friday**

<b>USA</b> (Toll free - Pre Sales Queries)	-	+1-866-554-2512
<b>USA</b> (Post Sales Queries)	-	+1-315-220-6245
<b>UK</b> (Europe)	-	+44-207-993-2293
<b>Germany</b>	-	+49-180-110-105-0051
<b>Worldwide</b>	-	+91-921-395-5509
<b>Skype Id</b>	-	stellarsupport
<b>Email Orders</b>	-	<a href="mailto:orders@stellarinfo.com">orders@stellarinfo.com</a>

**Online Support:**

**Live Chat** facility available at [www.stellarinfo.com/support](http://www.stellarinfo.com/support). Click Chat to get online help (*English only*).

**Knowledge Base** gives information about our products. To search for relevant articles, visit <http://stellarinfo.com/esupport/users/kb.php>

**Submit Ticket** will help you, if your knowledge base search returns no result. Ticket can be submitted at <http://stellarinfo.com/esupport/users/tickets.php?op=add>. You can specify the priority level for your ticket.

**Login** and get the status of the ticket from <http://stellarinfo.com/esupport/users/login.php>

**Download Documents** on product usage from <http://stellarinfo.com/esupport/users/login.php>. Only the registered members can download the documents. If you are an unregistered user, please create your login ID.

**About Stellar**



**Stellar Information Systems Ltd.** is a trusted name in the field of Data Recovery and Data Protection Software for more than a decade.

We provide the widest range of Data Recovery Products. Our range includes Data Recovery Software for almost all Operating Systems and File Systems.

**Product line:**

**Data Recovery** : A widest range of data recovery software that helps you recover your valued data lost after accidental format, virus problems, software malfunction, file/directory deletion, or even sabotage!

For more Info >> [www.stellarinfo.com/disk-recovery.htm](http://www.stellarinfo.com/disk-recovery.htm)

**File Recovery:** The most comprehensive range of file undelete and unerase software for Windows and MS office repair tools.

For more Info >> [www.stellarinfo.com/undelete.htm](http://www.stellarinfo.com/undelete.htm)

**Email Recovery:** A wide range of mail recovery, mail repair and mail conversion applications for MS Outlook, MS Outlook Express and MS Exchange useful in instances of data loss due to damages and corruption of Email.

For more Info >> [www.stellarinfo.com/mail-recovery.htm](http://www.stellarinfo.com/mail-recovery.htm)

**Data Protection:** A wide range of Prevent Data Loss, Data backup and Hard Drive Monitoring Applications to ensure complete data protection against hard drive crash.

For more Info >> [www.stellarinfo.com/prevent-data-loss.htm](http://www.stellarinfo.com/prevent-data-loss.htm)

**Data Sanitization:** Data cleanup and file eraser utility can delete selected folders, groups of files, entire logical drives, System Traces & Internet traces. Once the data have been removed using Stellar Wipe - Data File eraser utility, it is beyond recovery limits of any Data Recovery Software or utility. For more Info >> [www.stellarinfo.com/file-eraser.htm](http://www.stellarinfo.com/file-eraser.htm)

*For more information about us, please visit [www.stellarinfo.com](http://www.stellarinfo.com)*